



Introduce yourself!

Vocabulary

Level: A1.1

Chapter 1:

Hi, how are you?



Goals

-> Practice introducing yourself

-> Learn vocabulary and phrases to introduce yourself



Hi, I'm Peter.
How are you?



Hello!



Hello! Nice to meet you.

Hi! My name is...



Hi! My name is Emily. What's your name?

What is your name?



I'm Jessica. **What is your name?**

How are you?



How are you? I'm doing fine.



I'm fine.



I'm fine, thank you.



Introductions



Hello! **What is your name?**



Hi! I'm Mark. 



Introduce yourself



Hello. **My name is Emily.** What is your name?

I'm Nick. Nice to meet you.



How are you?


I'm fine, thanks.





Form a question

Unscramble the three words and make one question.





Choose the correct answer

1. How _____ you?
2. What is your _____ ?
3. Who _____ you?
4. What is her _____ ?
5. My _____ is Maria.



Answer key:



name
are



Complete the dialogue



Hi! What is _____ name?


My _____ is Emily. And you?

I'm Mark. How _____ you?

I'm _____, thanks.

Nice to meet you, Emily. Bye!

yes



Yes, we're fine!



no



No, I'm not fine.



This is...



This is Caroline. She's my friend.





Introductions

Yes, I'm Peter.




This is Caroline.





Introduce yourself




My name is Brona. Nice to meet you. 



This is Marco. He's my friend.



Yes, I am happy! 



No, I'm not happy.





Find the opposite



yes



Choose the correct option

1. _____ is my sister.

- a. Her
- b. This
- c. These

2. _____ are you?

- a. Hi
- b. Fine
- c. How



Introduce yourself



Introduce yourself to a
classmate.

Use **words** and **phrases** from this
lesson.

Where are you from?



Nice to meet you. **Where are you from?**


I'm from...



I'm from Japan.

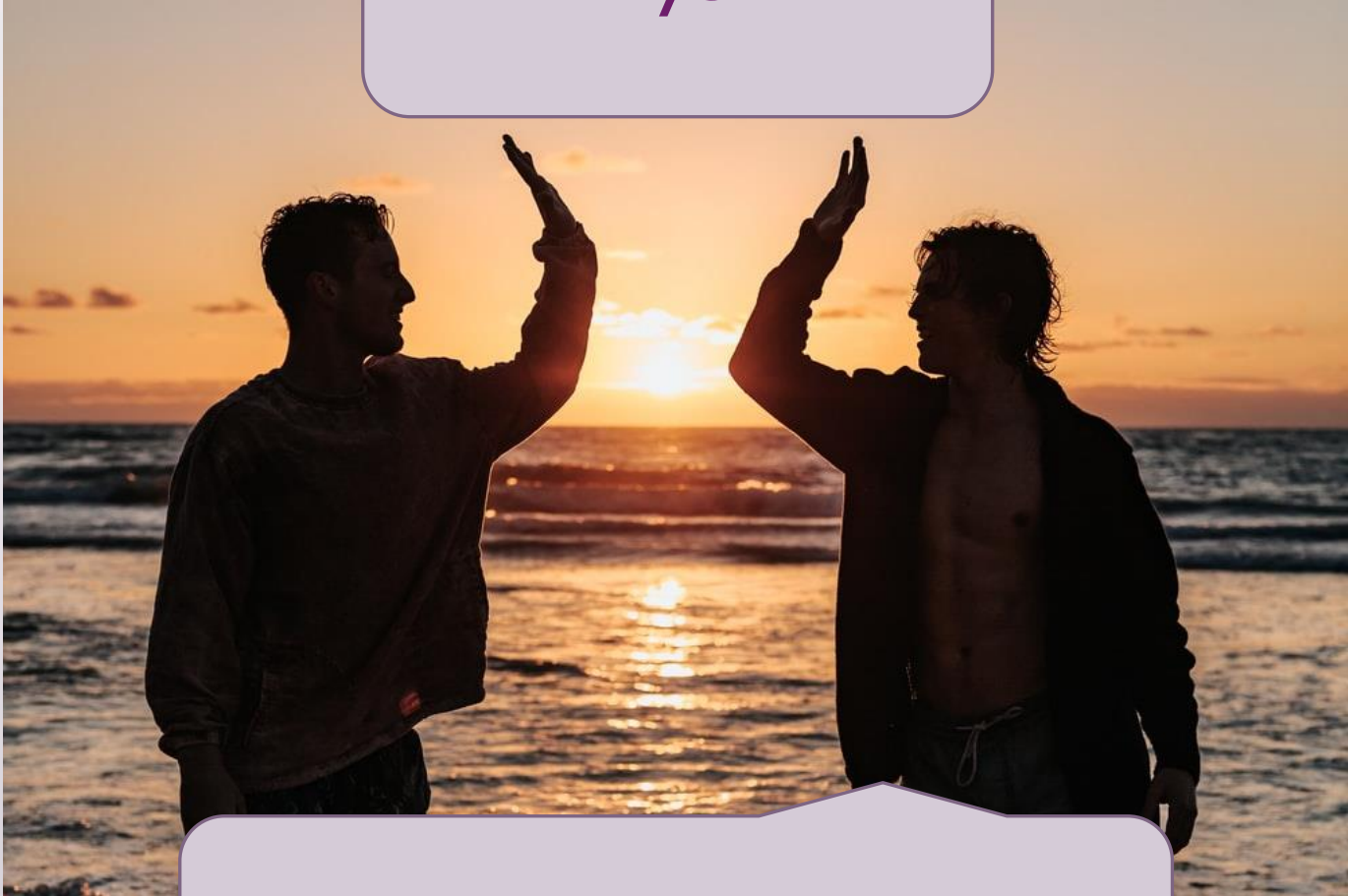


Goodbye!



Goodbye! See you soon.

Bye!



Bye! See you later!



Where are you from?



I'm from a big city.




I'm from the countryside.






Introduce yourself



Hello. **Where are you from?** 



I'm from Brazil. And you?



I'm from Mexico. 



Goodbye! See you soon.





Complete the sentences

Hi! My _____ is Natalie.
I'm from England.
It's a country in the United Kingdom.
Where _____ you from?

I'm doing fine today. _____ are you?





Complete the text

1. Hi! _____ Claire.
2. _____ are you?
3. I'm _____ .
4. _____ are you from?
5. I'm _____ Canada.





I'm from...

Where are you from?
How are you?





Talk about yourself

All about us!

- Ask someone two questions.
- Share your answers with everyone.

My name is... I'm from... Where are you from? I'm from...



Reflect on the goals

Go back to the second slide of the lesson and check if you have achieved all the goals of the lesson.

yes

no






Reflect on this lesson

Think about everything you have seen in this lesson. What were the most difficult activities or words? The easiest?









If you have time, go over the most difficult slides again.





Answer key

Exercise p.11

How are you?

Exercise p. 12

1. are – 2. name

Exercise p.13

your – name – are – fine

Exercise p.19

no

Exercise p.20

1. b – 2. c

Exercise p.28

name – are – How

Exercise p.29

1. I'm – 2. How – 3. fine – 4. Where – 5. from

Homework





Match the sentences

1. My name...

2. What is...

3. How...

4. I'm fine...

5. Where...

6. Nice...

7. I'm from...

a. ...are you from?

b. ...to meet you.

c. ...is John.

d. ...are you?

e. ...your name?

f. ...thanks.

g. ...Spain.



Vocabulary lists

Check the first five words of the lesson.
Sort them into two lists.
Give your lists a name.

List 1:

List 2:



Vocabulary lists

Check the words of this lesson again: are there more nouns, verbs, adjectives or adverbs? Can you find three words for each list?

Nouns

Verbs

Adjectives or adverbs



My favourite words

Choose five words from the lesson and note them in your list of *My favourite words*.

A worksheet template for recording favourite words. It features a vertical line on the left side, followed by five horizontal lines for writing. A small, torn piece of paper with the text 'My favourite words' is pinned to the right side of the first three lines. Below the first three lines, the words 'Word one', 'Word two', and 'Word three' are written on the lines, followed by three dots and four more blank lines for additional words.

My favourite words

Word one

Word two

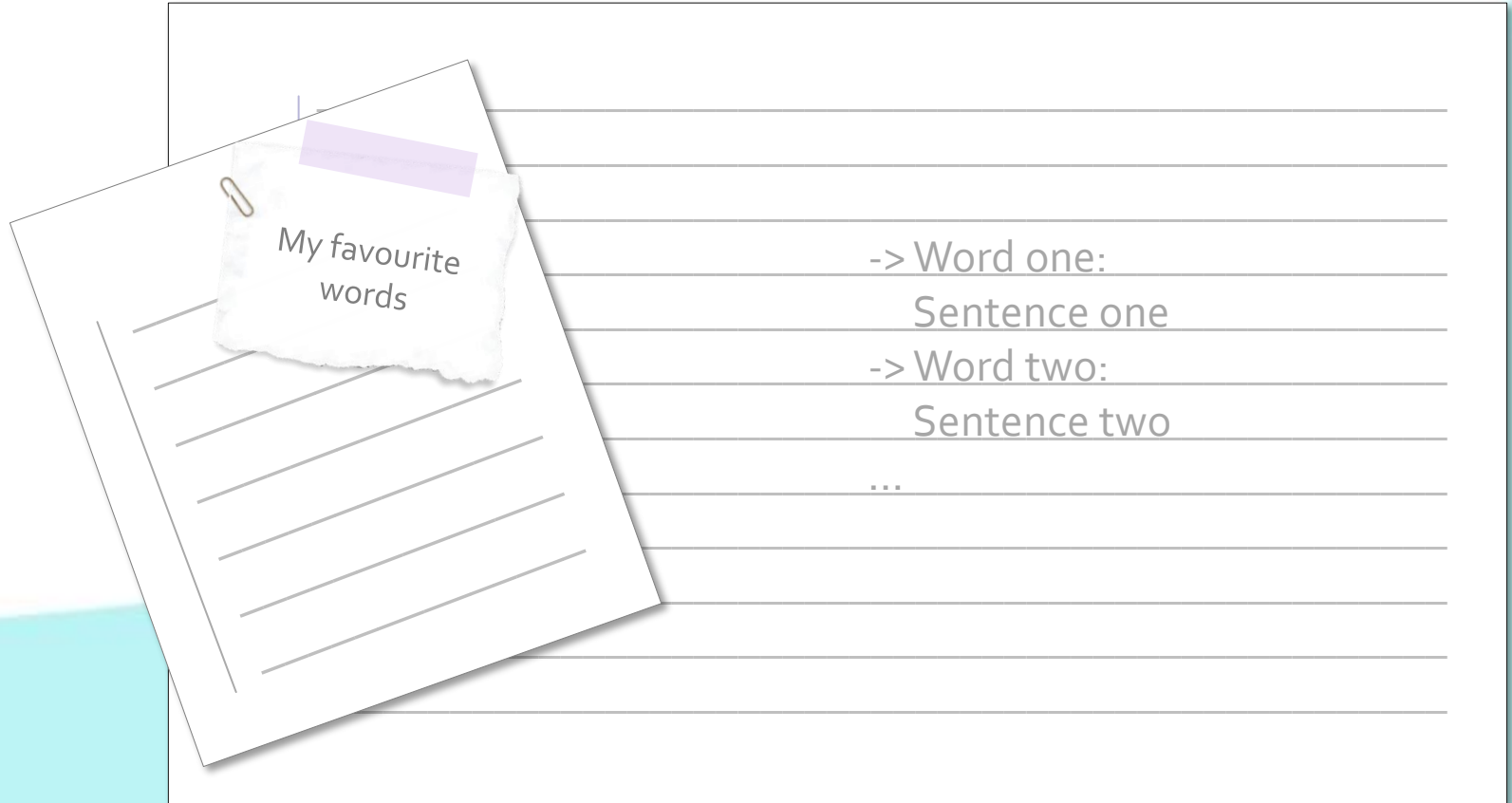
Word three

...



My favourite words

Write a sentence for each word you have just written in your list of *My favourite words*.



The illustration shows a tilted notepad on the left with a small piece of paper pinned to it that says "My favourite words". To the right is a larger rectangular area with horizontal lines for writing. The text on the right side of the lines is as follows:

-> Word one:
Sentence one

-> Word two:
Sentence two

...



Sentences about myself

Choose five example sentences from this lesson.
Copy them and write them about yourself.

Examples:

Hello! My name is...

---> Hello, my name is John.

I like apples.

---> I like bananas.



Homework answer key

Exercise p.36

1. c – 2. e – 3. d – 4. f – 5. a – 6. b – 7. g