



## The verb *to be*

Grammar

Level: A1.1

Chapter 1:

**Hi! How are you?**



# Goals

-> Learn the verb *to be*

-> Practise making sentences



Is it a bird? Is it a plane?  
It is...



# The present tense of the verb *to be*



-Use **to be** to talk about **name, age, adjectives, jobs, nationality** and **more**.

-This is the verb **to be** in the **present tense**.

I <b>am</b>	I <b>am</b> Peter.
You <b>are</b>	You <b>are</b> 18.
He / she / it <b>is</b>	He / she / it <b>is</b> friendly.
We <b>are</b>	We <b>are</b> Japanese.
You <b>are</b>	You <b>are</b> students.
They <b>are</b>	They <b>are</b> a family.



# The verb *to be*

The girl **is** pretty.



The boy **is** small.





# Match the sentences to pictures

1. They are a family.



2. She is friendly.



3. It is a zebra.



4. I am a student.



A.



B.



C.



D.



## Choose the correct form of *to be*

1. I \_\_\_\_\_ English.

**a. am**

**b. is**

2. It \_\_\_\_\_ a nice day.

**a. is**

**b. am**

3. Michael and I \_\_\_\_\_ friends.

**a. am**

**b. are**

3. They \_\_\_\_\_ animals.

**a. are**

**b. is**



# Make a sentence

I am...

You are...

He is...

She is...





## Short form of *to be*



Use the **short form** of **to be** in conversations and informal writing.

I am	→	I'm
You are	→	You're
He / she / it is	→	He's / she's / it's
We are	→	We're
You are	→	You're
They are	→	They're



## Short form of *to be*



Here are some examples of the **short form**:

**I am** a student.



**I'm** a student.

You **are** my friend.



You're my friend.

**They are** brother and sister.



**They're** brother and sister.



# Complete the dialogue



be  
is

Hi Deirdre, how \_\_\_\_\_ it  
going?

\_\_\_\_\_ doing well, thanks.  
And yourself?

I'm  
You're

Is  
Are

I'm fine, thanks.  
\_\_\_\_\_ you free tonight?

Yes, \_\_\_\_\_ .

I'm  
I am

am  
are

Angela and I \_\_\_\_\_ going  
to the cinema. Do you  
want to come?

Sounds great! What time  
\_\_\_\_\_ you meeting?

are  
be

is  
am

The film \_\_\_\_\_ at 8:00, so  
we can meet at 7:00.  
See you later!



# Complete the sentences

1. It \_\_\_\_\_ a house.
2. \_\_\_\_\_ is grey.
3. It is \_\_\_\_\_.
4. It \_\_\_\_\_ nice.



Answer key:



It  
is

small  
is



# Match the boxes

Form three sentences from the words below.



England.

She

happy.

is

She

She

from

is a doctor.

is



# Which sentence is different?

I'm fine, thanks.

You're in this class.

He's from Madrid.


We are friends.



## Short form of *to be*

Rewrite the sentences with the short form of ***to be***.

1. I am very happy.



---

---

2. He is my brother.



---

---

3. We are doing well today.



---

---



# Think of a sentence

Think of a sentence for each of the words below.  
Tell your teacher.



I'm

You're

He's

She's

It's

You're

We're


They're

...





# Guess the object



an apple

- Think of an object (e.g. an apple).
- Ask questions to other students.
- Try to guess their object!

Is it big?

~~Yes, it is.~~ / No, it isn't.

Is it blue?

Yes, it is. / ~~No, it isn't.~~



# Reflect on the goals

Go back to the second slide of the lesson and check if you have achieved all the goals of the lesson.

yes

no


---

---

---

---





# Reflect on this lesson

Think about everything you have seen in this lesson. What were the most difficult activities or words? The easiest?




\_\_\_\_\_

\_\_\_\_\_



\_\_\_\_\_

\_\_\_\_\_



\_\_\_\_\_

\_\_\_\_\_



\_\_\_\_\_

\_\_\_\_\_

If you have time, go over the most difficult slides again.





# Answer key

**Exercise p.6**  
1. D – 2. A – 3. B – 4. C

**Exercise p.7**

1. a – 2. a – 3. b – 4. a

**Exercise p.11**

is – I'm – are – I am – are – are – is

**Exercise p.12**

1. is – 2. It – 3. small – 4. is

**Exercise p.13**

She is happy. – She is from England. – She is a doctor.

**Exercise p.14**

We are friends.

**Exercise p.15**

1. I'm very happy. – 2. He's my brother. – 3. We're doing well today.

# Homework





# Complete the table

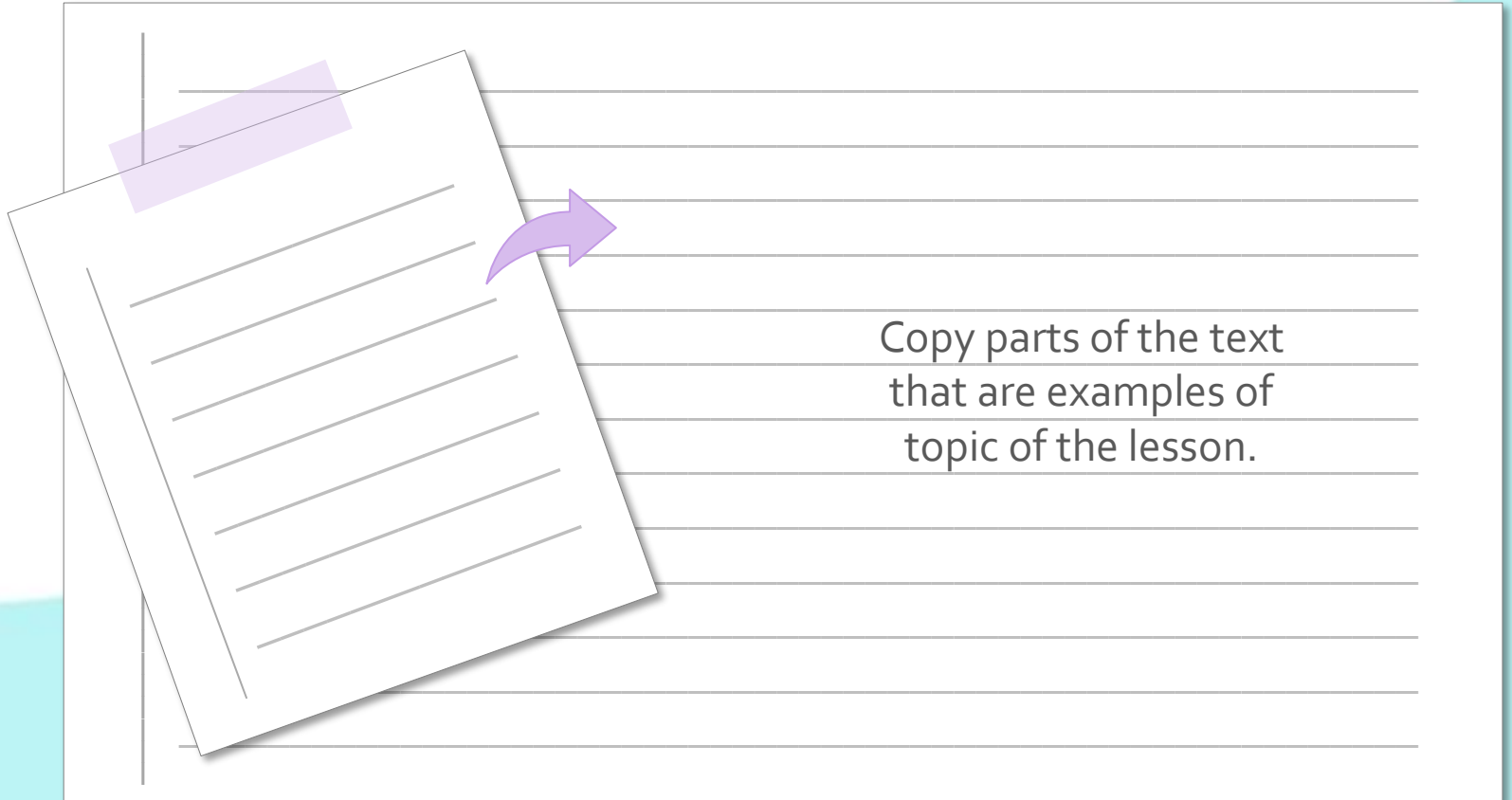
I	am
You	_____
He	_____
She	_____
It	_____
We	_____
You	_____
They	_____





# Text at the beginning

Go back to the text on page 3 and find examples of the grammar topic of this lesson in it.  
Write them down.

An illustration of a notepad and a sheet of paper. The notepad is tilted and has a purple rectangular highlight on its top left. A purple curved arrow points from the notepad towards a large, empty area with horizontal lines, which is intended for writing. The text 'Copy parts of the text that are examples of topic of the lesson.' is written in the middle of this lined area.

Copy parts of the text that are examples of topic of the lesson.



# Find the verbs

Find the verbs in this lesson and write them down.  
Which are new? Do you know all of them?  
Look these words up.

Verbs

---

---

---

---

---

---

---





# Sentences in the first person plural

Choose five sentences from this lesson.  
Copy them and write them about you and a friend.

Examples:

I don't understand.

→ My friend Maria and I don't understand.

He has a book.

→ We have a book.

...





# Homework answer key

**Exercise p. 22**  
are - is - is - are - are - are - are - are